

CHATCHAI

SPECIFICATION

OIL IMMERSED TRANSFORMER

250 KVA. 3 Ph. 50 Hz

22000 - 400 / 230 V.



CHATCHAI TRANSFORMER CO.,LED

35/4 หมู่ 8 ต. ท่าไม้ อ.กระทุ่มแบน จ. สมุทรสาคร

Tel. 085-2961053 085-3151766

Tr. Specification
 Qu
 Cu
 Pro

Rated powerKVA	250	
Type of transformer	-	Oil immersed (Hermetically sealed)	
Standard	-	IEC 76	
Cooling System	-	ONAN	
No. Of phase	-	3	
FrequencyHz	50	
Rate of voltage : PrimaryV.	22000	
: SecondaryV.	400/230	
Vector group	-	Dyn 11	
Tapping Type	-	Off Circuit Tap Changer	
No. of steps	-	5	
Percentage of tapping	-	$\pm 2 \times 2.5 \%$	
Impedance voltage at 75 C%	4	
NO - Load current%	1	
Ambient temperatureC	40	
Average Temperature rise of windingC	65	
Average Temperature rise of top oilC	60	
Noise level not more thandB	56	
No - Load lossWatt	500	
Load loss at 75 CWatt	2950	
Efficiency at P.F. = 1	: 25 % of rate power%	98.94
	: 50 % of rate power%	98.08
	: 75 % of rate power%	98.79
	: 100 % of rate power%	98.56
Voltage regulation	: at P.F. = 0.8%	3.22
	: at P.F. = 0.9%	2.71
	: at P.F. = 1.%	1.17
Impulse Withstand Voltage	: Primary windingKV.	125
	: Secondary windingKV.	-
Power Frequency	: Primary windingKV.	50
	: Secondary windingKV.	3
Terminal arrangement H.V. Side			Cable
L.V. Side			Cable
Installation on			Pole mounted / Platform



CHATCHAI TRANSFORMER CO.,LED

35/4 หมู่ 8 ต. ท่าไม้ อ.กระทุ่มแบบ จ. สมุทรสาคร

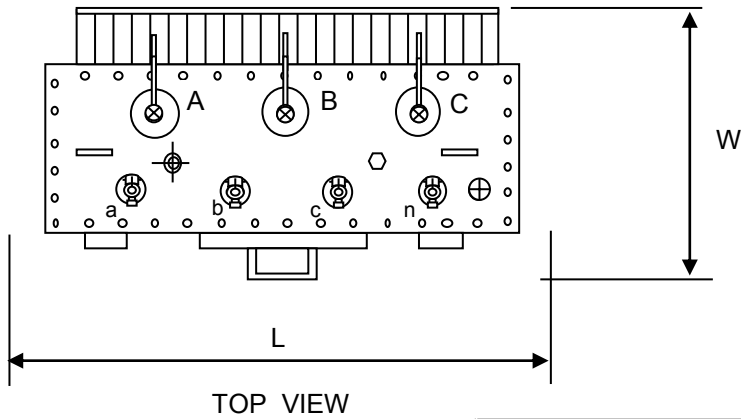
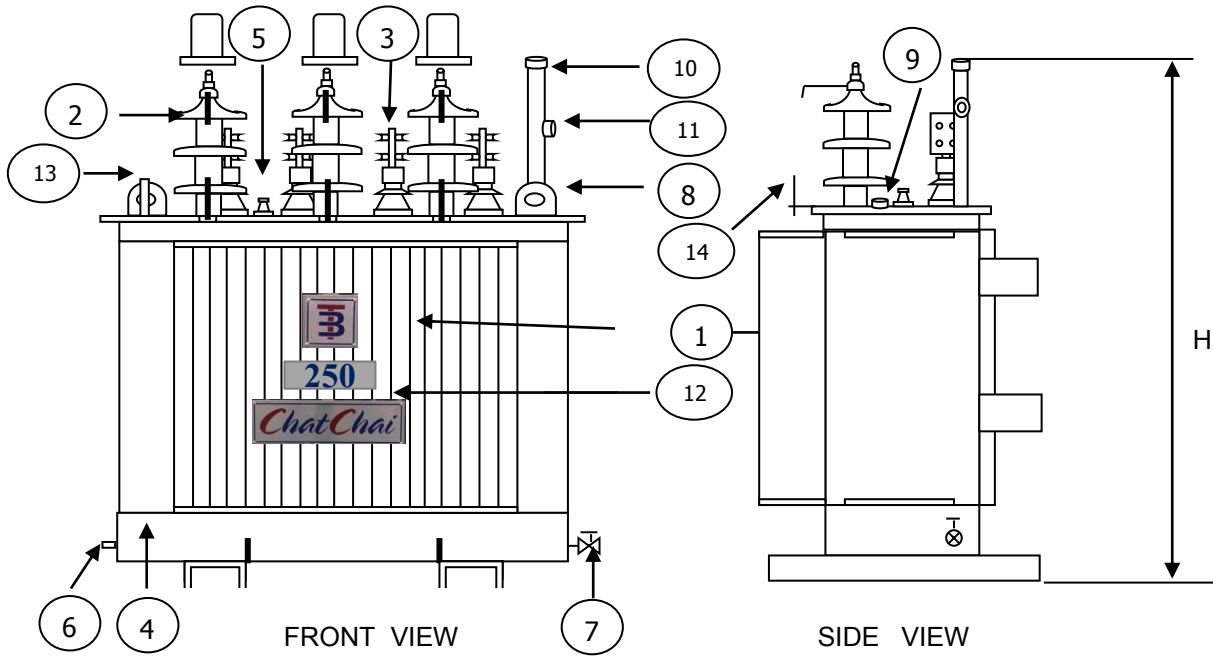
Tel. 085-2961053 085-3151766

Specification

Customer :

Project :

Rated power	250
Type of transformer	Oil immersed (Hermetically sealed)
Accessories	
H.V. Bushing with terminal connector	Included
L.V. Bushing with terminal connector	Included
Grounding pad or earth terminal	Included
upper fillter press sampling valve	Included
Oil drain, filter press sampling valve	Included
Name plate	Included
Arcing Horn	Included
Skid Base	Included
Mechanical pressure relief device	Included (without contact)
Oil level indicator	Included (with contact)
	Included (with contact)
	Included (with contact)
Testing	
- Routine test	
Ratio test at each position of tap	Included
Polarity and phase relation test	Included
Resistance measurement	Included
No - Load loss and exciting current test	Included
Impedance and load loss test	Included
Applied potential test	Included
Induced potential test	Included
Insulation resistance test	Included
Oil test	Included
- Specia test	
Impulse withstand test	Included (TR lab)
Temperature rise test	Included (TR lab)



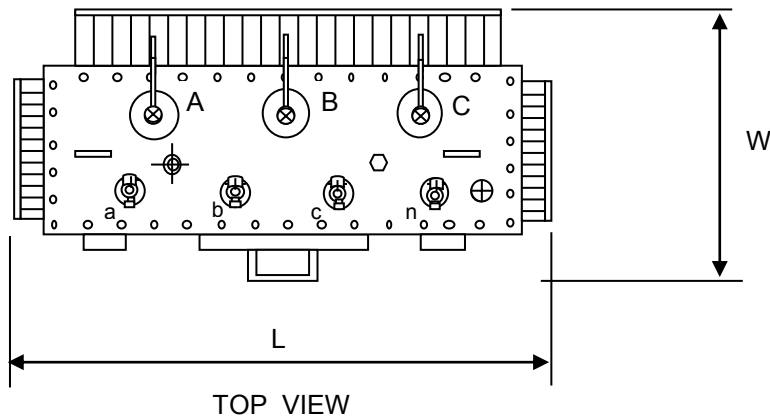
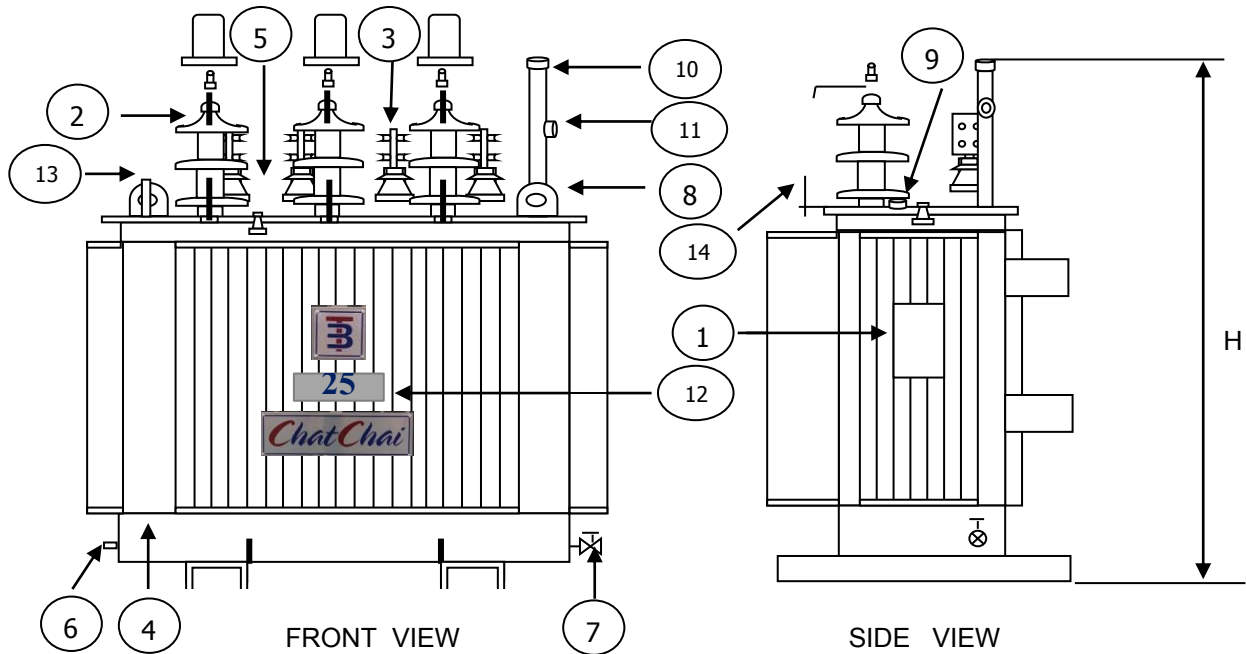
NO	DESCRIPTION	QTY.
1	NAMEPLATE WITH CONNECTION DIAGRAM	1
2	HV. BUSHING W / TERMINAL CONNECTOR	3
3	LV. BUSHING W / TERMINAL CONNECTOR	4
4	TANK	1
5	TAP CHANGE	1
6	EARTH TERMINAL	1
7	OIL DRAIN VALAE	1
8	LIFTING EYES ON THE COVER	2
9	OIL LEVEL INDICATOR	1
10	OIL FILLING PIPE	1
11	OIL LEVEL GAUGE	1
12	LOGO	1
13	THERMOMETER POCKET	1
14	ARCING HORN	3

T R Engineering Service Co.,Ltd				
Dimension in millimetres			Total wt.	Oil
H	L	W	(Kgs.)	(Litres)
1400 mm	1350 mm	760 mm	1050	250
DESIGN No. 001TR25022000			S/O No. A0010056	
NAME		TITLE : OUTLINE DRAWING		
DRN.BY		250 kVA. 3 Ph. Dyn11		
CHK.BY		22000 - 400 / 230		
APP. BY		TYPE : Hermetically sealed tank		

PRELIMINARY DRAWING

This drawing is for estimation only showing approximate dimensions and should not be used for actual purposes

In case of order a definite drawing will be produced for formal approval

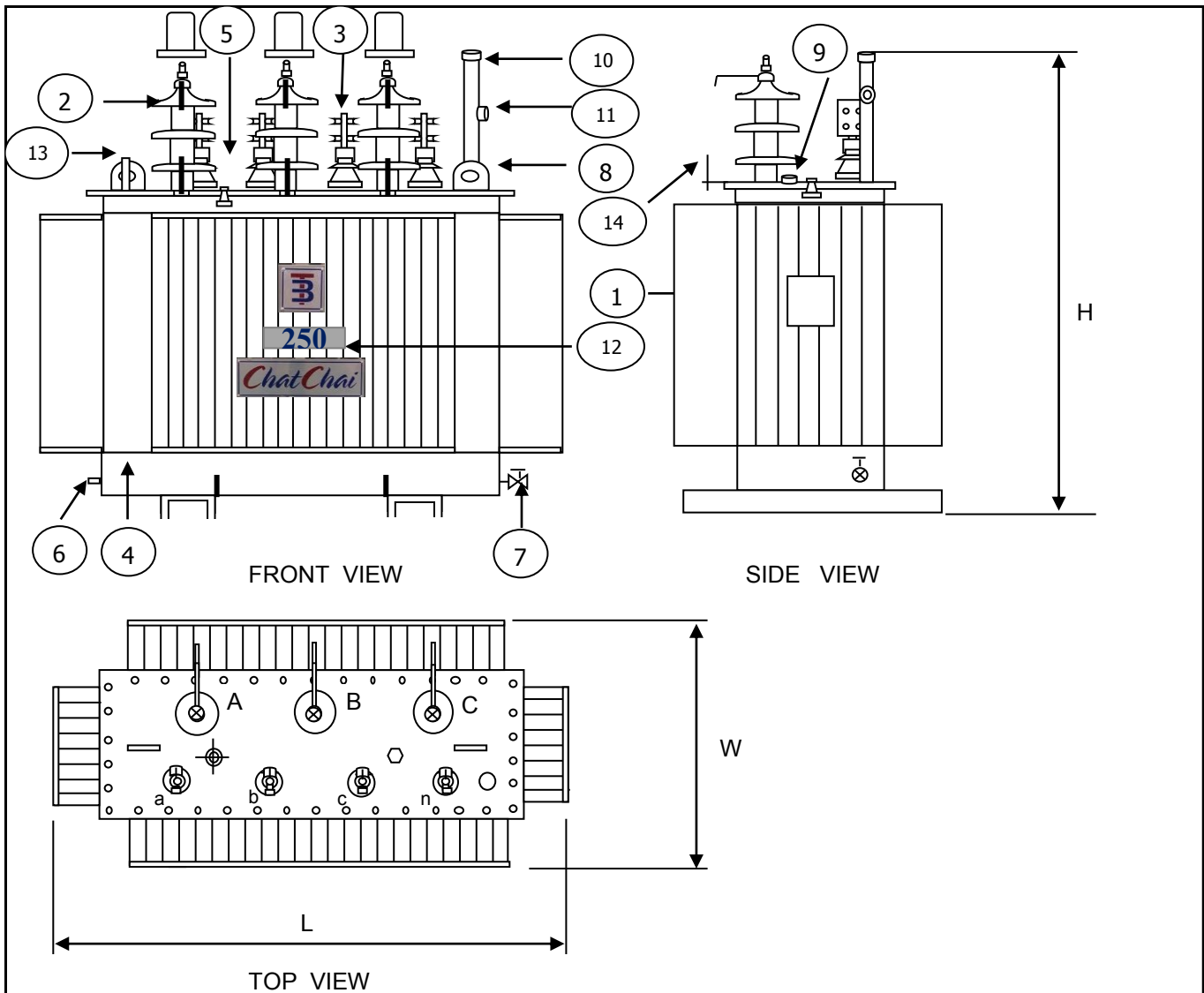


NO	DESCRIPTION	QTY.
1	NAMEPLATE WITH CONNECTION DIAGRAM	1
2	HV. BUSHING W / TERMINAL CONNECTOR	3
3	LV. BUSHING W / TERMINAL CONNECTOR	4
4	TANK	1
5	TAP CHANGE	1
6	EARTH TERMINAL	1
7	OIL DRAIN VALAE	1
8	LIFTING EYES ON THE COVER	2
9	OIL LEVEL INDICATOR	1
10	OIL FILLING PIPE	1
11	OIL LEVEL GAUGE	1
12	LOGO	1
13	THERMOMETER POCKET	1
14	ARCING HORN	3

CHATCHAI					
Dimension in millimetres			Total wt.	Oil	
	H	L	W	(Kgs.)	(Litres)
	1400 mm	1350 mm	760 mm	1050	250
DESIGN No.	001TR25022000		S/O No.	B0010056	
NAME			TITLE :	OUTLINE DRAWING	
DRN.BY				250 kVA. 3 Ph. Dyn11	
CHK.BY				22000 - 400 / 230	
APP. BY			TYPE :	Hermeticall sealed tank	

PRELIMINARY DRAWING

This drawing is for estimation only showing approximate dimensions and should not be used for actual purposes
In case of order a definite drawing will be produced for formal approval



FRONT VIEW

SIDE VIEW

TOP VIEW

NO	DESCRIPTION	QTY.
1	NAMEPLATE WITH CONNECTION DIAGRAM	1
2	HV. BUSHING W / TERMINAL CONNECTOR	3
3	LV. BUSHING W / TERMINAL CONNECTOR	4
4	TANK	1
5	TAP CHANGE	1
6	EARTH TERMINAL	1
7	OIL DRAIN VALVE	1
8	LIFTING EYES ON THE COVER	2
9	OIL LEVEL INDICATOR	1
10	OIL FILLING PIPE	1
11	OIL LEVEL GAUGE	1
12	LOGO	1
13	THERMOMETER POCKET	1
14	ARCING HORN	3

T R Engineering Service Co.,Ltd

Dimension in millimetres			Total wt.	Oil
H	L	W	(Kgs.)	(Litres)
1400 mm	1350 mm	760 mm	1180	300
DESIGN No. 001TR25022000		S/O No. C0010056		

PRELIMINARY DRAWING

This drawing is for estimation only showing approximate dimensions and should not be used for actual purposes
In case of order a definite drawing will be produced for formal approval

NAME	TITLE :	OUTLINE DRAWING
DRN.BY		250 kVA. 3 Ph. Dyn11
CHK.BY		22000 - 400 / 230
APP. BY		TYPE : Hermetically sealed tank